



RUBBERBOND™ ELEVATE

A revolutionary unitary surface with optimal safety ratings, and ultra-vibrant EPDM colors.

FALL PROTECTION

8 FT
under 400 HIC

12 FT
under 750 HIC

Key features:

1 1/2" wear course

3.5" binder-free under-layer

5" overall thickness

Available under OMNIA, TIPS, GSA & other local buying contracts

Exceeds ASTM & CPSC standards
IPEMA certified, ADA accessible

Elevating safe play surfaces to the highest level

This revolutionary hybrid bi-layer system combines the superior safety ratings of a loose-fill system, with the accessibility, durability and design options of a unitary system. RubberBond Elevate features a vibrant, brightly colored EPDM particulate blend that stays colorfast for years. Easily installs over a variety of substrates, saving on costly concrete or asphalt sub-bases.

RUBBERBOND™
ELEVATE Traditional
Poured-in-Place

	RUBBERBOND™ ELEVATE	Traditional Poured-in-Place
WEAR COURSE	1 1/2"	3/8 - 1/2"
OVERALL THICKNESS	5"	2 - 3 1/2"
AVERAGE HIC RATING	400	800+
FALL HEIGHT RATING	14'	6 - 8'
WEIGHT PER SQ. FT.	15lbs	5 - 7 lbs
WARRANTY	8yr	5 yr




**unitary bonded
1.5" EPDM top layer**

vivid and durable EPDM material is poured in place

**3.5" binder-free
rubber mulch
under-layer**

maximum shock-absorption performs over uneven terrain

available in these colors



yellow*



orange*



rose red




tan




terra cotta




leafy green



dark blue



light blue



apple green

* Special order 10-12 week lead time required. Ask us about our 20+ additional colors!